






Non-surgical management of knee osteoarthritis: comparison of ESCEO and OARSI 2019 guidelines

Nigel K. Arden , Thomas A. Perry , Raveendhara R. Bannuru , Olivier Bruyère, Cyrus Cooper , Ida K. Haugen, Marc C. Hochberg, Timothy E. McAlindon, Ali Mobasheri  and Jean-Yves Reginster

Abstract | Knee osteoarthritis (OA) is a heterogeneous disease associated with substantial effects on quality of life, and its clinical management is difficult. Among the several available guidelines for the management of knee OA, those from OARSI and ESCEO were updated in 2019. Here, we examine the similarities and differences between these two guidelines and provide a narrative to help guide health-care providers through the complexities of non-surgical management of knee OA. OARSI and ESCEO both recommend education, structured exercise and weight loss as core treatments, topical NSAIDs as first-line treatments and oral NSAIDs and intra-articular injections for persistent pain. Low-dose, short-term acetaminophen, pharmaceutical grade glucosamine and chondroitin sulfate are recommended by ESCEO whereas OARSI strongly recommends against their use (including all glucosamine and chondroitin formulations). Despite this difference, the two guidelines are consistent in the majority of their recommendations and provide useful treatment recommendations for individuals with OA and health-care providers.

Osteoarthritis (OA) is the most common chronic joint disorder, is characterized by local inflammation and joint structural change, and is associated with painful symptoms and loss of function leading to considerable impairment of quality of life¹. Globally, hip and knee OA are leading contributors to disability in terms of years lived with disability^{1,2}. With population ageing and the increasing prevalence of obesity across the globe, it is widely accepted that the burden of OA will continue to increase³, leading to an increased strain on health-care systems. Given the current absence of effective disease-modifying treatments for knee OA, attention has turned to providing effective guidance on the medical management of OA; over the past decade, several sets of recommendations have been published^{4–9}. Clinical practice guidelines help assist decision-making and are therefore a vital source of information for health-care providers.

Recommendations for OA treatment are often separated into non-pharmacological, pharmacological and surgical interventions^{10,11}, as well as categorized by disease severity and joint site. Other variances in treatment guidelines include the target readership (for example, some taking a more patient-centred approach) and geographical focus (international versus national). These differences have led to some confusion, evidenced by the limited uptake of published guidelines by patients¹² and within primary and secondary care^{13,14}.

Most guidelines, however, agree in their core treatment recommendations for knee OA¹⁵, which include the provision of education, physical therapy and encouraging weight loss. The guidelines then typically either outline a sequential, staged approach to the management of knee OA beyond core treatments^{5,16,17} or outline treatment recommendations by disease and/or comorbidity group^{4,7,9}. Treatment typically includes the use of analgesics, including

NSAIDs and intra-articular corticosteroid injections, with joint replacement surgery recommended for more severe cases. While knee joint replacement has been shown to be effective in the management of knee OA symptoms¹⁸, this surgery might not be suitable for all patients as up to 20% report dissatisfaction and/or persistent symptoms postoperatively^{19,20}. Furthermore, knee replacement is conventionally performed in end-stage disease¹⁸, after years of painful symptoms and loss of function and despite correctly conducted medical treatment.

In 2014, the European Society for Clinical and Economic Aspects of Osteoporosis, Osteoarthritis and Musculoskeletal Diseases (ESCEO) published recommendations for the management of knee OA, which summarized expert opinion and the most relevant, high-quality data⁶ and outlined a staged treatment algorithm to help assist health-care providers in prioritizing treatments⁶. Similarly, the Osteoarthritis Research Society International (OARSI), which has a history of publishing highly cited guidelines for OA^{21–23}, published recommendations in 2014 that also outlined an algorithm for the non-surgical management of knee OA⁴. In 2019, both of these international organizations updated their recommendations for the non-surgical management of knee OA^{16,17}. In November 2019, a working group comprising selected authors of the 2019 OARSI (N.K.A., R.R.B., I.K.H. and T.E.M.) and ESCEO (N.K.A., O.B., C.C. and J.-Y.R.) publications as well as independent members (T.A.P., M.C.H. and A.M.) convened and jointly reviewed these latest guidelines. In this Perspective article, the members of that working group highlight the similarities and differences between the treatment algorithms and the methodological approaches used to formulate recommendations in the OARSI and ESCEO guidelines.

Comparison of aims and objectives

The membership of OARSI, an international not-for-profit research society, comprises both health-care professionals and researchers focused on the prevention and treatment of OA. OARSI supports the international growth of OA-related research leading to the dissemination of expert resources and knowledge.

ESCEO, a not-for-profit organization that operates within Europe, specializes in the provision of care and musculoskeletal research through supporting networks of academic scientists, prescribing physicians, not-for-profit organizations, regulatory authorities and corporate partners; ESCEO is tasked with providing practitioners with the most current, clinical, and economic evidence-based information to assist in the delivery of care. Both the 2019 OARSI and ESCEO guidelines were constructed to provide a practical algorithm to help guide clinicians in their decision-making for the management of knee OA^{16,17}. In addition, both guidelines aimed to deliver patient-centred recommendations.

The OARSI guidelines¹⁷ update and expand upon previously reported OARSI guidelines⁴. Similarly, the 2019 ESCEO guidelines¹⁶ sought to update their previously published algorithm⁶ by including new evidence published since

2014. Whereas the 2019 ESCEO guidelines focus only on the evaluation of treatments for knee OA, the OARSI guidelines include recommendations for knee OA, hip OA and polyarticular OA. Furthermore, OARSI exclusively formulated recommendations for the non-surgical management of knee OA whereas ESCEO developed recommendations for both non-surgical and surgical treatments. In this article, we focus exclusively on guidelines related to the non-surgical management of knee OA as it is generally regarded that surgical intervention remains the most effective and cost-effective treatment modality for end-stage disease^{18,24,25}.

Comparison of the methodologies

In this section, we examine the similarities and differences between the methods used by OARSI and ESCEO to develop the treatment algorithms and recommendations in their respective 2019 guidelines. Briefly,

the methods used were largely similar, with both organizations using well-characterized procedures for the reporting of the guidelines. However, key differences exist in the constitution of the panels, literature search strategies, voting procedures and scaling of the treatment recommendations, which need to be carefully considered. The methodological similarities and differences are summarized in TABLE 1.

Assessing quality of evidence

The working groups that developed the 2019 OARSI and ESCEO guidelines both followed the Grading of Recommendations, Assessment, Development and Evaluations (GRADE)²⁶ methodology, which combines an objective review of the literature with expert consensus. OARSI evaluated the methodological rigour of meta-analyses and systematic reviews using the Assessment of Multiple Systematic Reviews Tool and randomized controlled trials using the

Table 1 | Comparison of methodologies used to develop recommendations for the non-surgical management of knee OA

Method	OARSI	ESCEO
Objectives	To perform an updated review of the literature, to assess the harms and benefits of 67 pre-specified non-surgical treatments for knee OA and to develop a treatment algorithm for the non-surgical management of knee OA	To perform an updated review of the literature, to assess the efficacy of a selected group of medications and to develop a set of treatment recommendations for the surgical and non-surgical management of knee OA in patient-specific scenarios
Panels	The OARSI working group included specialists in rheumatology, orthopaedics, primary care, pharmacology, sports medicine, clinical epidemiology, evidence-based medicine, rehabilitation and physical therapy, as well as patient representatives A core expert panel of six members supervised the project; the voting panel comprised 13 members, and five individuals made up the literature review panel	The ESCEO working group included specialists in rheumatology, rehabilitation, orthopaedics, clinical epidemiology, geriatrics, pharmacology, public health and health economics, as well as patient representatives A single panel comprised 18 members, of whom four conducted the literature search
Literature search	Databases searched included Medline, EMBASE, Cochrane databases, PubMed, Google Scholar and the reference lists of relevant systematic reviews and meta-analyses Modified GRADE criteria were used to rate the quality of evidence; the literature search covered the period until December 2017 (with no start date; the search was updated on 12 July 2018) Search terms included, but were not limited to, 'osteoarthritis', 'arthrosis', 'randomized controlled trials', 'crossover', 'controlled trial', 'double-blind', 'single-blind', 'arthroscopy' and 'arthroplasty' Meta-analyses of the reviewed manuscripts were performed	Databases searched included Medline, EMBASE and Cochrane databases GRADE criteria were used to rate the quality of evidence The literature search covered the period included in the previous guidelines (that is, 2000 to February 2014) plus a new search that covered publications from 2014 to 30 September 2018 Search terms included keywords and controlled terms for the study types and OA; the exact search strategies used were not published Meta-analysis was not performed
Voting procedure	Voting on recommendations was carried out online using an anonymous survey application In stage 1, the initial vote was to select core treatments ^a from a pre-specified list of candidates Stage 2 consisted of three further voting rounds	Votes were submitted by e-mail and were anonymous; the number of voting rounds was not reported
Strength of recommendations	Recommendations were determined to be 'strong' (if ≥75% of the panel voted either for or against) or 'conditional' (if 26–74% of the panel voted for or against and vice versa) Core treatments ^a were given a strong recommendation by default	Consensus was defined as ≥75% of the panel members voting either 'strongly' or 'weakly' in favour of or against a recommendation; the strength of the recommendation was determined to be 'strong' rather than 'weak' if ≥75% of the panel rated a recommendation as 'strong'

GRADE, Grading of Recommendations Assessment, Development and Evaluation; ESCEO, European Society for Clinical and Economic Aspects of Osteoporosis, Osteoarthritis and Musculoskeletal Diseases; OA, osteoarthritis; OARSI, Osteoarthritis Research Society International. ^aCore treatments were defined as treatments appropriate for use by the majority of patients in nearly any scenario and deemed to be safe for use in conjunction with first-line and second-line treatments.

Cochrane Risk of Bias Assessment method. Although several systems exist for the grading of clinical evidence and the creation of clinical practice guidelines²⁷, GRADE has been widely used owing to its balance between simplicity and effectiveness for quality assessment^{28,29}. A major difference in the development of the OARSI and ESCEO recommendations is that the OARSI working group performed new meta-analyses to inform their GRADE assessments, whereas ESCEO used published meta-analyses. For the ESCEO guidelines, the findings of network meta-analyses were assessed using GRADE only if 'direct comparisons' were performed¹⁶; the results from all remaining network meta-analyses were reported descriptively.

Selection of the expert panels

In their 2019 reports^{16,17}, both OARSI and ESCEO recognize the need for input from multiple disciplines; thus, health-care providers and patient representatives contributed to the development of the respective treatment guidelines. The structure and the duties of the panels, however, differed. Firstly, the ESCEO working group comprised European members only, whereas the OARSI panels included members from the UK, Europe, Asia, North America, South America and Australasia.

ESCEO gathered a single panel of 18 members comprising specialists in rheumatology, rehabilitation, orthopaedics, clinical epidemiology, public health and health economics, as well as patient representatives, to oversee all aspects of the project; four individuals were tasked with conducting the literature search. By contrast, OARSI recruited a core expert panel of six members who supervised the project; a separate voting panel consisted of 13 members considered representative of the wider OARSI membership, including specialists in rheumatology, orthopaedics, primary care, pharmacology, sports medicine, physical therapy and rehabilitation. In addition, a literature review team comprised five individuals with methodological expertise, and a patient panel comprised three patient representatives who were invited to participate in formulating the OARSI recommendations during a meeting at the 2018 OARSI convention. A key difference between the task forces was that the OARSI literature review panel pre-selected specialists in statistical methods whereas the ESCEO panel did not; this difference is most likely attributable to the fact that OARSI conducted new meta-analyses as part of the assessment process while

the ESCEO assessment was restricted to a systematic review.

Declaring competing interests

For OARSI, conflicts of interests were managed by adherence to OARSI Ethics Committee guidelines and by independent review of disclosures by the Ethics Committee. Individuals with high-level competing interests (for example, close involvement with a manufacturer of a product) were ineligible, whereas those with a lower level related to a specific intervention (for example, consulting) were prohibited from participating in discussions, evidence synthesis and/or review of the corresponding sections¹⁷. By contrast, ESCEO permitted panel members to participate provided they were transparent regarding any potential conflicts of interest.

Literature searches

Both the OARSI and ESCEO panels conducted extensive systematic reviews and adhered to a predefined consensus methodology to develop their recommendations. Both systematic searches identified systematic reviews, meta-analyses and relevant randomized controlled trials. However, the review methodologies differed in some respects.

A key difference between the OARSI and ESCEO literature search strategies was that the OARSI core expert panel developed a list of a priori questions formulated using the PICO (population, intervention, control and outcomes) framework before commencement of the systematic search. The PICO question list consisted of 67 knee OA-related questions focused on evaluating the benefits and harms of 31 non-pharmacological, 24 pharmacological and 12 nutraceutical treatments. The ESCEO panel did not adopt PICO methodology prior to conducting their systematic search, but rather focused on the evaluation of a number of selected treatments in specific, patient-centred scenarios. Using the PICO framework to inform the systematic literature search was a key advantage of the OARSI guidelines methodology, as the development of focused clinical questions, modelled using the PICO framework, is considered the most effective approach to identifying high-quality evidence³⁰ with data from empirical studies suggesting this approach yields more precise search results³¹. Furthermore, the use of PICO questions to evaluate the benefits and harms of non-surgical treatments for knee OA helped to ensure that the search strategy was patient-focused.

The OARSI and ESCEO searches identified relevant manuscripts in the Medline, EMBASE and Cochrane databases; the OARSI search also included PubMed, Google Scholar and the reference lists of systematic reviews and meta-analyses. The ESCEO panel performed a systematic literature search for publications from 2014 through to 30 September 2018 using a combination of keywords and controlled search terms¹⁶; the specific terms used in the search strategy were not published by ESCEO. The aim was to identify the most relevant literature related to treatments listed in the previous 2014 guidelines⁶ and any other interventions subsequently approved or available for the management of knee OA¹⁶. The OARSI literature review panel searched the aforementioned databases using search terms including, but not limited to, 'osteoarthritis', 'arthrosis', 'trial', 'comparative study', 'arthroplasty', 'single-blind' and 'double-blind', with no start date specified. In the first instance, a PICO-informed systematic review of the literature from inception to December 2017 was performed and was later updated on 12 July 2018 (REF.¹⁷). By specifying the inclusion of 'approved' medications, the search strategy employed by the ESCEO panel could have yielded fewer publications than the OARSI strategy. More importantly, this restriction might have excluded informative data; for instance, data from phase 0–III trials in knee OA in which the medication under investigation had not yet been approved by the FDA or the EMA.

Both the OARSI and ESCEO teams screened the abstracts and full texts of the identified publications. When relevant data were available, both the ESCEO and OARSI teams performed 'quality of literature' assessment using the GRADE criteria to assign literature a score of high, moderate, low or very low.

Voting procedures

As part of the OARSI methodology, prior to panel voting, the core expert panel reviewed all relevant documentation synthesized from the systematic literature search and GRADE evidence tables for each intervention. Once this review was completed, the dedicated voting panel, which had access to all the supplementary background materials (including primary data, analyses and GRADE tables), voted on the recommendations formed to address the PICO questions. All voting on recommendations was done using an online, electronic survey system with all votes kept completely anonymous. All contentious

issues were discussed and debated in an online discussion forum before re-voting. By contrast, all members of the ESCEO working group were provided with more detailed work packages, which included details of the 2014 algorithm, selected detailed summaries of the results of the updated literature search (2014–2018), GRADE evidence tables that included summaries of the quality of the evidence, and details of the magnitude of the effect for each respective intervention; reference lists were also provided. Voting by the ESCEO working group was completed anonymously via e-mail with panellists voting on their recommendation for each respective intervention.

Both the OARSI and ESCEO working groups invited their voting panels to provide a recommendation for each question and/or intervention, as outlined in FIG. 1. Votes by the panels were cast on the direction and strength of the recommendations. For the ESCEO guidelines, all treatment recommendations were assessed according

to the following criteria: current and past evidence; balance between the benefits and harms of each intervention; magnitude of treatment effects; quality of the evidence; value and preferences; costs (informed by clinical experience and formal cost assessments); and the position of an intervention within the treatment algorithm¹⁶. Similarly, the OARSI recommendations were based on modified GRADE criteria, which included the criteria listed above as well as the assessment of estimates of treatment effect size, confidence in such estimates and clinical preference. Unlike the ESCEO working group, the OARSI panel conducted a two-stage vote. In the first stage, the expert panel voted on the inclusion or exclusion of a few selected interventions that were put forward by the expert panel; interventions that remained after the first stage were termed 'core treatments', defined as those appropriate for use in almost all patients and safe to use in combination with first-line and second-line treatments. In the second stage,

which consisted of three voting rounds, all remaining interventions (including those that were excluded in the first stage) were voted on. The voting panel were asked to vote on the directionality ('in favour' or 'against') and strength ('strong' or 'conditional') of their recommendation in line with modified GRADE criteria.

One of the key differences between the ESCEO and OARSI recommendations was that OARSI specified that in the event that no adequate evidence could be found for a specified intervention, the evidence quality score for that given intervention was designated as 'very low' by default¹⁷. In the event that the ESCEO panel members thought the available evidence was balanced (that is, between 'do' and 'do not'), they could vote 'no recommendation'. Of the 14 non-surgical recommendations proposed by ESCEO, five are 'strong' and nine are 'weak'; the OARSI panel made nine 'strong' recommendations (core treatments and topical NSAIDs) and 13 'conditional' recommendations. Only core treatments and

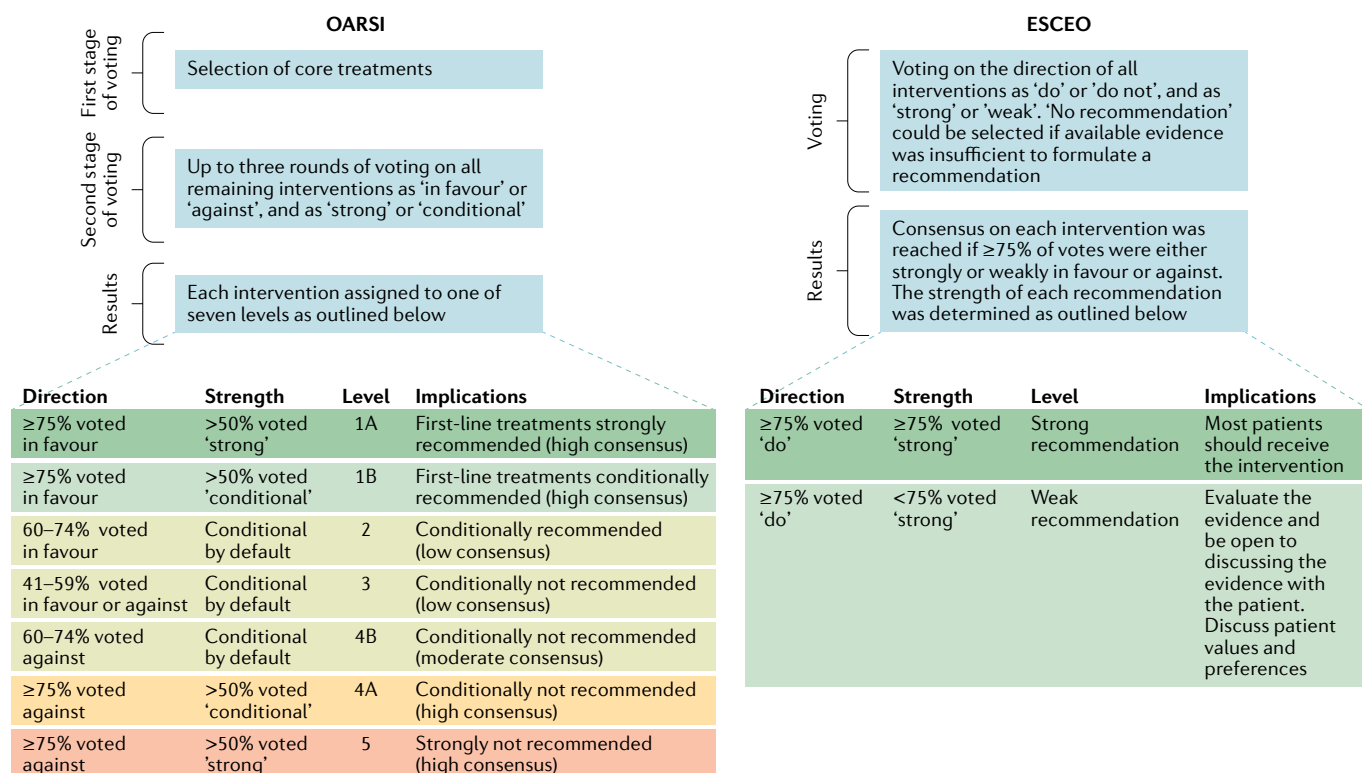


Fig. 1 | Summary of voting procedures for the OARSI and ESCEO working groups. This schematic illustrates the voting procedures used by the working groups of the European Society for Clinical and Economic Aspects of Osteoporosis, Osteoarthritis and Musculoskeletal Diseases (ESCEO) and the Osteoarthritis Research Society International (OARSI) to reach consensus on their respective recommendations for the management of knee osteoarthritis (OA). The OARSI panel voted in two stages. In the first stage, they voted on the inclusion or exclusion of core treatments (that is, treatments appropriate for use in almost all patients and safe to use in combination with first-line and stage 2 treatments). Stage 2 involved up to three rounds of voting on the direction and strength of all remaining interventions. Contentious issues were discussed in an online forum before re-voting. All interventions were assigned to one of seven levels, which determined the ordering of treatment provision and strength of the recommendations. The ESCEO panel voted on the direction and strength of proposed recommendations in a single stage of voting. All interventions were given either a strong recommendation or a weak recommendation. OARSI table adapted with permission from REF.¹⁷, Elsevier.

level 1A and level 5 recommendations made by OARSI are 'strong' whereas all remaining recommendations are 'conditional' (see FIG. 1).

Comparison of the recommendations

We have discussed the similarities and the differences in methods used in the development of the 2019 OARSI and ESCEO recommendations. Despite such differences, the joint OARSI–ESCEO working group found, as outlined in this section, that many aspects of the recommendations for the non-surgical management of knee OA are in agreement.

Similarities

Core treatments appropriate for use in the majority of patients. In both the OARSI and ESCEO stepwise treatment algorithms, patient education and/or access to information, exercise and weight loss (if a patient is overweight) should form the core treatment approach prior to the commencement of first-line and stage 2 treatments (as shown in FIG. 2)^{16,17}. In line with their 2014 recommendations⁶, the 2019 ESCEO recommendations endorse aerobic, strengthening and resistance exercises. Similarly, the OARSI guidelines recommend structured, land-based exercise programmes of strengthening, cardiovascular, balance and/or neuromuscular exercises, but also add mind–body exercise including Tai Chi and yoga. The only subtle difference between the two guidelines is that the ESCEO recommendation includes all types of exercise, stating that the evidence to differentiate between different modalities is not available, whereas the OARSI recommendation excludes aquatic exercise from core treatments owing to concerns about accessibility.

First-line treatments. Following core treatments, both the OARSI and ESCEO guidelines strongly recommend the use of topical NSAIDs in the first-line management of knee OA, owing to their proven efficacy and a low risk of gastrointestinal, cardiovascular and renal adverse effects^{16,17}. Both guidelines advise against the long-term use of paracetamol (acetaminophen) as a first-line treatment for knee OA, with the OARSI guidelines strongly recommending against its use in both the short term and long term, and the ESCEO guidelines making a 'weak' recommendation for its use in the short term. Both guidelines do not recommend the use of supplementation with non-pharmaceutical grade glucosamine hydrochloride, glucosamine sulfate and/or chondroitin sulfate.

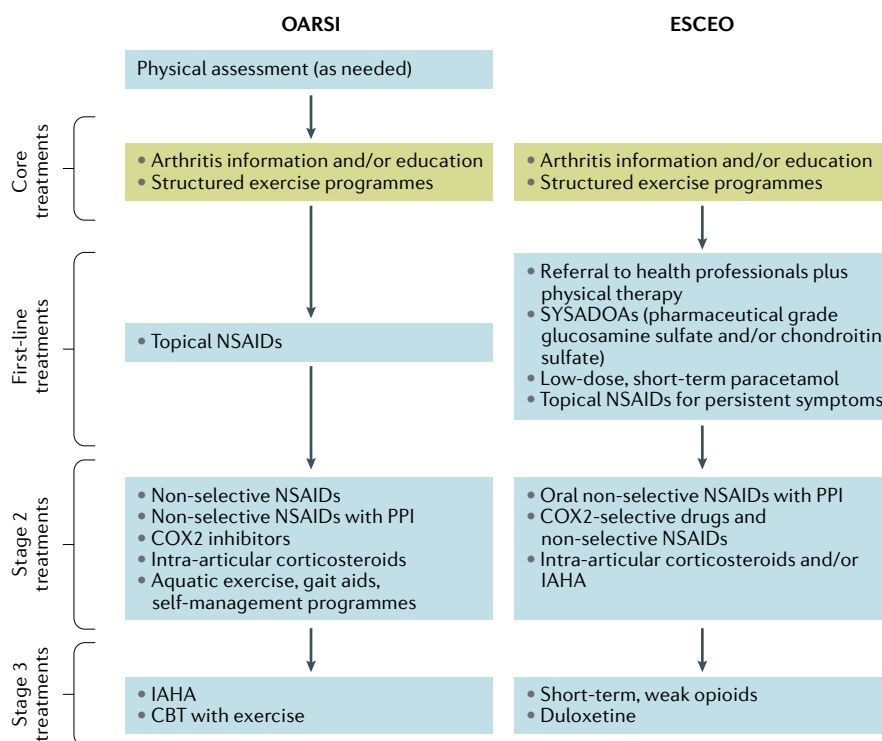


Fig. 2 | Simplified OARSI and ESCEO treatment algorithms for the non-surgical management of knee OA in patients without comorbidities. The list of treatments shown conforms to the recommended ordering of treatment provision in the updated 2019 guidelines for the management of knee osteoarthritis (OA) issued by the European Society for Clinical and Economic Aspects of Osteoporosis, Osteoarthritis and Musculoskeletal Diseases (ESCEO) and the Osteoarthritis Research Society International (OARSI). For the OARSI recommendations, physical assessments are performed as needed, before entry into the treatment algorithm. The treatments in stage 3 of the ESCEO algorithm represent the last pharmacological option before knee replacement surgery. CBT, cognitive behavioural therapy; COX2, cyclooxygenase 2; IAHA, intra-articular hyaluronic acid; PPI, proton pump inhibitor; SYSADOAs, symptomatic slow-acting drugs for osteoarthritis.

Pharmacological management of persistent symptoms. As a stage 2 therapy, both the OARSI and ESCEO guidelines recommend the use of oral NSAIDs in patients with persistent OA symptoms after the use of first-line treatments, personalized according to a patient's gastrointestinal and cardiovascular risk profile^{16,17}. Both sets of guidelines are in agreement that oral NSAIDs should only be used intermittently for the shortest period of time and at the lowest possible dose to control pain, owing to their known adverse cardiovascular, hepatic and renal effects. Specifically, for patients with normal gastrointestinal function both sets of guidelines recommend the use of non-selective oral NSAIDs, preferably in combination with a proton pump inhibitor (PPI), or selective cyclooxygenase 2 (COX2) inhibitors. In those with gastrointestinal complications, selective COX2 inhibitors and non-selective NSAIDs in combination with a PPI are recommended in both sets of guidelines, with the ESCEO guidelines further suggesting that celecoxib may be

the 'preferred' oral NSAID¹⁶. In those with an increased risk of cardiovascular events, both the ESCEO and OARSI guidelines are very cautious: the former suggests limiting the use of COX2 inhibitors to 30 days and of non-selective NSAIDs to 7 days, whereas the latter recommends against the use of any oral NSAIDs in this group of patients. In the OARSI guidelines NSAIDs are not recommended for use in patients with frailty; the ESCEO guidelines make no such recommendation as this comorbidity was not assessed. Age is a major risk factor in its own right for cardiovascular, cerebrovascular and gastrointestinal adverse outcomes and should be taken into account when assessing the benefit-to-risk ratio of NSAID usage^{32,33}. There is also evidence to suggest that age increases the relative risk of adverse effects of NSAIDs; thus, it has been recommended that oral NSAIDs should not be used in persons aged 65 years and above³⁴. The ESCEO guidelines recommend the use of topical NSAIDs over oral NSAIDs in patients with OA aged ≥ 75 years and in those at increased

risk of renal adverse events; the OARSI guidelines make no such recommendation because this age group was not considered separately.

Both the OARSI and ESCEO guidelines support the use intra-articular injections of corticosteroids and state that this intervention might be more effective in the short term (~2–4 weeks) than in the long term (≥6 weeks)^{16,17}. Specifically, the ESCEO guidelines recommend the use of intra-articular corticosteroids in patients with persistent pain after first-line treatments and oral NSAIDs, suggesting that this approach is more effective in those with more severe pain, which might be a predictor of its short-term efficacy. Similarly, the OARSI guidelines recommend the use of intra-articular corticosteroids in patients in whom symptom relief is not achieved after treatment with core treatments, topical NSAIDs and/or non-selective NSAIDs. Neither the OARSI nor ESCEO guidelines recommend the use of the presence of effusion as a predictor of a positive response to intra-articular corticosteroids. Intra-articular hyaluronic acid (IAHA) is recommended in both guidelines. The OARSI guidelines conditionally recommended IAHA for all patients at different stages of treatment depending on their comorbidity profiles. For example, in patients with knee OA who have no comorbidities, IAHA is recommended after failure to respond to core treatments, topical NSAIDs and oral NSAIDs (including COX2 inhibitors). The ESCEO guidelines recommend the use of IAHA in patients with contraindications to NSAIDs or those who are still symptomatic despite use of NSAIDs.

Differences

The OARSI and ESCEO treatment algorithms differ in several ways, as summarized in TABLE 2. In this section, we expand upon the differences in recommendations beyond core treatments.

First-line treatments. The ESCEO recommendations advise that patients should be referred to a physical therapist or other medical professional to determine if varus or valgus correction is needed following adherence to core treatments¹⁶. Alternatively, the OARSI guidelines recommend an initial physical assessment prior to entry into the treatment algorithm. As part of first-line treatment, the ESCEO and OARSI guidelines both recommend the use of topical NSAIDs. OARSI recommends their use as the first pharmacological intervention in all patients except those with chronic widespread pain disorder. The ESCEO guidelines, however, recommend topical NSAID use if painful symptoms persist following short-term rescue analgesia with paracetamol (at doses of no greater than 3 g per day), treatment with symptomatic slow-acting drugs for OA (SYSADOAs), which include pharmaceutical grade (microcrystalline) glucosamine sulfate and chondroitin sulfate, and physical therapy. Background therapy with these products is recommended by ESCEO prior to the use of topical NSAIDs based on their interpretation of the evidence base^{16,35–38}, and probably because of the inferred excellent safety profile of SYSADOAs and long-lasting symptomatic effects. OARSI evaluated the same literature base and made negative recommendations for all glucosamine and chondroitin products (including pharmaceutical grade).

The ESCEO guidelines provide recommendations for the use of SYSADOAs, including strong recommendations for pharmaceutical grade crystalline glucosamine sulfate and chondroitin sulfate and weak recommendations for avocado soybean unsaponifiables and diacerein; they also make a weak recommendation against the use of combined glucosamine and chondroitin sulfate. Another difference between the ESCEO and OARSI guidelines is that the former includes separate recommendations for pharmaceutical grade and

non-pharmaceutical grade products whereas the OARSI recommendations are generalizable to all such products. The ESCEO guidelines provide negative recommendations for non-pharmaceutical grade glucosamine and chondroitin formulations while OARSI strongly recommends against the use of all formulations (including pharmaceutical grade products) because of a lack of efficacy or low quality evidence and high risk of bias^{16,17}.

Final pharmacological treatment before surgery. As the last attempt to manage symptoms pharmacologically before surgical intervention, the ESCEO guidelines recommend the short-term use of weak opioids (such as tramadol) because of their efficacy in relieving pain and providing small improvements in function. However, the adverse effects of these drugs, which include drowsiness, dizziness, nausea, constipation and an increase in the risk of falls (especially in elderly patients) are well known; hence, they should be used only for short periods of time. As an alternative to opioids, the ESCEO guidelines further recommend the use of duloxetine (a serotonin–norepinephrine reuptake inhibitor), particularly in patients with central pain sensitization, despite an increased risk of adverse events including dizziness and risk of falls. The OARSI guidelines, however, make a negative recommendation for the use of opioids owing to their unfavourable efficacy and/or safety profile¹⁷, and recommend duloxetine only for patients who have knee OA and widespread pain and/or depression.

Consideration of comorbidities. Both the OARSI and ESCEO 2019 guidelines tailor their treatment recommendations to specific comorbidities. Specifically, both include treatment recommendations for patients with knee OA who have no comorbidities

Table 2 | Differences in OARSI and ESCEO recommendations for the non-surgical management of knee OA

Level or stage	Intervention	OARSI	ESCEO
First-line treatments	Topical NSAIDs	Recommend use as the first pharmacological intervention	Recommend use after short-term rescue analgesia with paracetamol (acetaminophen), SYSADOAs and physical therapy
	Paracetamol	Conditionally recommend against the use of paracetamol both in the short and long term	Recommend short-term use (≤3 g/day) and strongly advise against use in the long term
	SYSADOAs	Strongly advise against the use of all glucosamine and chondroitin formulations (including pharmaceutical grade)	Recommend the use of pharmaceutical grade glucosamine sulfate and chondroitin sulfate
Treatment in patients with persistent symptoms	Opioids	Strongly recommend against the use of oral and transdermal opioids	Recommend the short-term use of weak opioids such as tramadol

ESCEO, European Society for Clinical and Economic Aspects of Osteoporosis, Osteoarthritis and Musculoskeletal Diseases; OA, osteoarthritis; OARSI, Osteoarthritis Research Society International; SYSADOAs, symptomatic slow-acting drugs for osteoarthritis.

and those with or at an increased risk of adverse gastrointestinal and cardiovascular outcomes. In addition, the OARSI recommendations are tailored for patients with frailty or widespread pain and/or depression; the ESCEO recommendations are not, although they are tailored to those at increased risk of renal adverse events. The OARSI working group set out to evaluate treatments in the context of comorbidities a priori and the treatment recommendations were informed by the systematic literature searches, whereas it was unclear from the ESCEO manuscript whether making recommendations in the context of comorbidities was a primary or secondary objective. In addition, a key difference between the two sets of guidelines is that the OARSI guidelines include 'Good Clinical Practice Statements' to accompany the recommendations, which were written to help support the treatment recommendations and were informed by expert experience.

Implications and perspectives

The 2019 recommendations proposed by OARSI and ESCEO outline two informative treatment algorithms for the non-surgical management of knee OA. Both sets of recommendations provide health-care providers with evidence-based and expert-reviewed advice. Overall, the two publications provide very similar recommendations, particularly with regard to the core treatments that all patients should receive. They both provide similar, progressive management algorithms, although some differences exist, particularly in the ordering of treatments along the treatment algorithm. Both attempt to 'personalize' the treatment algorithms to patient characteristics, which is essential when considering the use of oral NSAIDs and COX2 selective inhibitors. Specifically, the OARSI recommendations are tailored for groups with particular comorbidities including those at increased risk of gastrointestinal or cardiovascular adverse events, those with frailty and those with widespread pain and/or depression. The ESCEO recommendations are personalized by considerations for gastrointestinal, cardiovascular, hepatic and renal risk and for specific age groups. Neither set of recommendations specifically discusses age as a factor by which to personalize treatment; however, it is likely that the consideration of comorbidities, especially frailty, partially take age into account.

The OARSI and ESCEO guidelines differ in their recommendations for the use

of topical NSAIDs and SYSADOAs. The ESCEO guidelines recommend the use of pharmaceutical grade glucosamine and chondroitin sulfate as first-line therapies prior to the use of topical NSAIDs in those with persistent symptoms. The OARSI guidelines, however, strongly recommend against the use of all glucosamine and chondroitin formulations (including pharmaceutical grade); the OARSI guidelines recommend the use of topical NSAIDs as the first-line treatment. A possible explanation for the conflicting recommendations made by the ESCEO and OARSI groups regarding the use of glucosamine are most likely attributable to differences in the interpretation of the quality of the evidence, including risk of bias, and in the synthesis of that evidence by the expert panels. Lastly, both guidelines strongly recommend against the long-term use of paracetamol owing to its low efficacy and notable adverse effect profile; however, the ESCEO guidelines do suggest short-term use of doses limited to 3 g per day. Again, the assessment of different study literature could explain this difference. Specifically, in their updated literature search (2014–2018) the ESCEO panel evaluated four reviews and/or meta-analyses that examined the safety and efficacy of paracetamol, which covered both randomized trials and observational studies, whereas the OARSI panel examined only the results of five randomized trials. The ESCEO panel reported that while they found no evidence for the use of paracetamol in the short term as a rescue analgesic on a background of other treatments (for example, SYSADOAs), they comment that "this is its traditional use"¹⁶. Consequently, the recommendation for the short-term use of paracetamol might be informed more by clinical opinion than by the clinical evidence.

The differences in the treatment recommendations proposed by the OARSI and ESCEO working groups can be explained, in part, by methodological differences. Despite evaluating similar data, both groups made several different treatment recommendations, which would suggest that a degree of uncertainty regarding the available evidence remains. Hence, there is a need for more robust evidence.

Conclusions

Overall, the 2019 OARSI and ESCEO treatment algorithms for the non-surgical management of knee OA overlap considerably, which should provide confidence and clarity for practising clinicians regarding

the treatment of patients with knee OA. The differences between the two sets of recommendations might be attributable, in part, to methodological issues, highlighting the importance of refining and harmonizing guideline methodology and ideally producing unified guidelines that are endorsed by multiple societies and non-governmental organizations. Furthermore, harmonization could be achieved through the encouragement of cross-collaboration between both national and international organizations. Practising clinicians would also benefit from the future development of online educational programmes specifically designed for health-care practitioners with input from all the major societies and stakeholders, with the subsequent distillation of a consistent set of recommendations for patients with OA and the lay public.

Nigel K. Arden^{1,2,3,14}, Thomas A. Perry^{1,14}✉, Raveendhara R. Bannuru⁴, Olivier Bruyère^{5,3}, Cyrus Cooper^{12,3}, Ida K. Haugen⁶, Marc C. Hochberg⁷, Timothy E. McAlindon⁴, Ali Mobasheri^{8,9,10,11,12,15} and Jean-Yves Reginster^{3,13,15}

¹Versus Arthritis Centre for Sport, Exercise and Osteoarthritis, University of Oxford, Oxford, UK.

²MRC Lifecourse Epidemiology Unit, University of Southampton, Southampton General Hospital, Southampton, UK.

³WHO Collaborating Centre for Public Health Aspects of Musculoskeletal Health and Aging, Liège, Belgium.

⁴Center for Treatment Comparison and Integrative Analysis, Division of Rheumatology, Tufts Medical Center, Boston, MA, USA.

⁵Division of Public Health, Epidemiology and Health Economics, University of Liège, CHU Sart Tilman, 4000, Liège, Belgium.

⁶Department of Rheumatology, Diakonhjemmet Hospital, Oslo, Norway.

⁷Departments of Medicine and Epidemiology and Public Health, University of Maryland School of Medicine, Baltimore, MD, USA.

⁸Research Unit of Medical Imaging, Physics and Technology, University of Oulu, Oulu, Finland.

⁹Department of Regenerative Medicine, State Research Institute Centre for Innovative Medicine, Vilnius, Lithuania.

¹⁰Department of Orthopedics, UMC Utrecht, Utrecht, Netherlands.

¹¹Department of Rheumatology, UMC Utrecht, Utrecht, Netherlands.

¹²Department of Clinical Immunology, UMC Utrecht, Utrecht, Netherlands.

¹³Chair for Biomarkers of Chronic Diseases, Biochemistry Department, College of Science, King Saud University, Riyadh, Saudi Arabia.

¹⁴These authors contributed equally: Nigel K. Arden, Thomas A. Perry.

¹⁵These authors jointly supervised this work: Ali Mobasheri and Jean-Yves Reginster.

✉e-mail: thomas.perry@ndorms.ox.ac.uk
<https://doi.org/10.1038/s41584-020-00523-9>

Published online: 28 October 2020

- Safiri, S. et al. Global, regional and national burden of osteoarthritis 1990–2017: a systematic analysis of the Global Burden of Disease Study 2017. *Ann. Rheum. Dis.* **79**, 819–828 (2020).
- Disease, G. B. D. et al. Global, regional, and national incidence, prevalence, and years lived with disability for 354 diseases and injuries for 195 countries and territories, 1990–2017: a systematic analysis for the Global Burden of Disease Study 2017. *Lancet* **392**, 1789–1858 (2018).
- Culliford, D. et al. Future projections of total hip and knee arthroplasty in the UK: results from the UK Clinical Practice Research Datalink. *Osteoarthritis Cartilage* **23**, 594–600 (2015).
- McAlindon, T. E. et al. OARSI guidelines for the non-surgical management of knee osteoarthritis. *Osteoarthritis Cartilage* **22**, 363–388 (2014).
- Jordan, K. M. et al. EULAR recommendations 2003: an evidence based approach to the management of knee osteoarthritis: report of a task force of the Standing Committee for International Clinical Studies Including Therapeutic Trials (ESCISIT). *Ann. Rheum. Dis.* **62**, 1145–1155 (2003).
- Bruyere, O. et al. An algorithm recommendation for the management of knee osteoarthritis in Europe and internationally: a report from a task force of the European Society for Clinical and Economic Aspects of Osteoporosis and Osteoarthritis (ESCEO). *Semin. Arthritis Rheum.* **44**, 253–263 (2014).
- Hochberg, M. C. et al. American College of Rheumatology 2012 recommendations for the use of nonpharmacologic and pharmacologic therapies in osteoarthritis of the hand, hip, and knee. *Arthritis Care Res.* **64**, 465–474 (2012).
- Jevsevar, D. S. et al. The American Academy of Orthopaedic Surgeons evidence-based guideline on treatment of osteoarthritis of the knee, 2nd edition. *J. Bone Joint Surg. Am.* **95**, 1885–1886 (2013).
- Kolasinski, S. L. et al. 2019 American College of Rheumatology/Arthritis Foundation guideline for the management of osteoarthritis of the hand, hip, and knee. *Arthritis Rheumatol.* **72**, 220–233 (2020).
- Bijlsma, J. W. J., Berenbaum, F. & Lafeber, F. P. J. G. Osteoarthritis: an update with relevance for clinical practice. *Lancet* **377**, 2115–2126 (2011).
- Buttgereit, F., Burmester, G.-R. & Bijlsma, J. W. J. Non-surgical management of knee osteoarthritis: where are we now and where do we need to go? *RMD Open* **1**, e000027 (2015).
- Healey, E. L. et al. Uptake of the NICE osteoarthritis guidelines in primary care: a survey of older adults with joint pain. *BMC Musculoskelet. Disord.* **19**, 295 (2018).
- Carlson, V. R. et al. Compliance with the AAOS guidelines for treatment of osteoarthritis of the knee: a survey of the American Association of Hip and Knee Surgeons. *J. Am. Acad. Orthop. Surg.* **26**, 103–107 (2018).
- Basedow, M., Williams, H., Shanahan, E. M., Runciman, W. B. & Esterman, A. Australian GP management of osteoarthritis following the release of the RACGP guideline for the non-surgical management of hip and knee osteoarthritis. *BMC Res. Notes* **8**, 536 (2015).
- Nelson, A. E., Allen, K. D., Golygity, Y. M., Goode, A. P. & Jordan, J. M. A systematic review of recommendations and guidelines for the management of osteoarthritis: The chronic osteoarthritis management initiative of the U.S. bone and joint initiative. *Semin. Arthritis Rheum.* **43**, 701–712 (2014).
- Bruyere, O. et al. An updated algorithm recommendation for the management of knee osteoarthritis from the European Society for Clinical and Economic Aspects of Osteoporosis, Osteoarthritis and Musculoskeletal Diseases (ESCEO). *Semin. Arthritis Rheum.* **49**, 337–350 (2019).
- Bannuru, R. R. et al. OARSI guidelines for the non-surgical management of knee, hip, and polyarticular osteoarthritis. *Osteoarthritis Cartilage* **27**, 1578–1589 (2019).
- Price, A. J. et al. Knee replacement. *Lancet* **392**, 1672–1682 (2018).
- Dieppe, P., Lim, K. & Lohmander, S. Who should have knee joint replacement surgery for osteoarthritis? *Int. J. Rheum. Dis.* **14**, 175–180 (2011).
- Beswick, A. D., Wylde, V., Gooberman-Hill, R., Blom, A. & Dieppe, P. What proportion of patients report long-term pain after total hip or knee replacement for osteoarthritis? A systematic review of prospective studies in unselected patients. *BMJ Open* **2**, e000435 (2012).
- Zhang, W. et al. OARSI recommendations for the management of hip and knee osteoarthritis, part I: critical appraisal of existing treatment guidelines and systematic review of current research evidence. *Osteoarthritis Cartilage* **15**, 981–1000 (2007).
- Zhang, W. et al. OARSI recommendations for the management of hip and knee osteoarthritis, part II: OARSI evidence-based, expert consensus guidelines. *Osteoarthritis Cartilage* **16**, 137–162 (2008).
- Zhang, W. et al. OARSI recommendations for the management of hip and knee osteoarthritis, part III: Changes in evidence following systematic cumulative update of research published through January 2009. *Osteoarthritis Cartilage* **18**, 476–499 (2010).
- Lutzner, J., Kasten, P., Gunther, K.-P. & Kirschner, S. Surgical options for patients with osteoarthritis of the knee. *Nat. Rev. Rheumatol.* **5**, 309–316 (2009).
- Beard, D. J. et al. The clinical and cost-effectiveness of total versus partial knee replacement in patients with medial compartment osteoarthritis (TOPKAT): 5-year outcomes of a randomised controlled trial. *Lancet* **394**, 746–756 (2019).
- Guyatt, G. H. et al. GRADE: an emerging consensus on rating quality of evidence and strength of recommendations. *BMJ* **336**, 924–926 (2008).
- Atkins, D. et al. Systems for grading the quality of evidence and the strength of recommendations I: critical appraisal of existing approaches The GRADE Working Group. *BMC Health Serv. Res.* **4**, 38 (2004).
- Atkins, D. et al. Grading quality of evidence and strength of recommendations. *BMJ* **328**, 1490 (2004).
- Kavanagh, B. P. The GRADE system for rating clinical guidelines. *PLoS Med.* **6**, e1000094 (2009).
- Huang, X., Lin, J. & Demner-Fushman, D. Evaluation of PICO as a knowledge representation for clinical questions. *AMIA Annu. Symp. Proc.* **2006**, 359–363 (2006).
- Cheng, G. Y. T. A study of clinical questions posed by hospital clinicians. *J. Med. Libr. Assoc.* **92**, 445–458 (2004).
- Sostres, C., Gargallo, C. J., Arroyo, M. T. & Lanás, A. Adverse effects of non-steroidal anti-inflammatory drugs (NSAIDs, aspirin and coxibs) on upper gastrointestinal tract. *Best Pract. Res. Clin. Gastroenterol.* **24**, 121–132 (2010).
- Bhala, N., Emberson, J., Patrono, C., Baigent, C. & Collaborators, C. N. T. Coxibs and traditional NSAIDs for pain relief – Authors’ reply. *Lancet* **383**, 122 (2014).
- 2019 American Geriatrics Society Beers Criteria® Update Expert Panel. American Geriatrics Society 2019 updated AGS Beers Criteria® for potentially inappropriate medication use in older adults. *J. Am. Geriatr. Soc.* **67**, 674–694 (2019).
- Kahan, A., Uebelhart, D., De Vathaire, F., Delmas, P. D. & Reginster, J.-Y. Long-term effects of chondroitins 4 and 6 sulfate on knee osteoarthritis: the study on osteoarthritis progression prevention, a two-year, randomized, double-blind, placebo-controlled trial. *Arthritis Rheum.* **60**, 524–533 (2009).
- Zegels, B., Crozes, P., Uebelhart, D., Bruyere, O. & Reginster, J. Y. Equivalence of a single dose (1200 mg) compared to a three-time a day dose (400 mg) of chondroitin 4&6 sulfate in patients with knee osteoarthritis. Results of a randomized double blind placebo controlled study. *Osteoarthritis Cartilage* **21**, 22–27 (2013).
- Schneider, H., Maheu, E. & Cucherat, M. Symptom-modifying effect of chondroitin sulfate in knee osteoarthritis: a meta-analysis of randomized placebo-controlled trials performed with Structum®. *Open Rheumatol. J.* **6**, 183–189 (2012).
- Reginster, J.-Y., Dudler, J., Blicharski, T. & Pavelka, K. Pharmaceutical-grade chondroitin sulfate is as effective as celecoxib and superior to placebo in symptomatic knee osteoarthritis: the ChONDroitin versus CElecoxib versus Placebo Trial (CONCEPT). *Ann. Rheum. Dis.* **76**, 1537–1543 (2017).

Acknowledgements

Authors’ statement: the diverse views and opinions expressed in this article represent the outcomes of a joint working group, consisting of current members of the Osteoarthritis Research Society International (OARSI) and the European Society for Clinical and Economic Aspects of Osteoporosis, Osteoarthritis and Musculoskeletal Diseases (ESCEO), which examined the similarities and differences between the 2019 OARSI and ESCEO guidelines for the management of knee OA. The working group was entirely funded by ESCEO. To support its educational and scientific activities, ESCEO receives unrestricted educational grants from non-governmental organizations, not-for-profit organizations, and non-commercial and corporate partners. The choice of topics, participants, content and agenda of the working group, as well as the writing, editing, submission and reviewing of the manuscript are the sole responsibility of ESCEO, without any influence from third parties. ESCEO is supported by the Chair for Biomarkers of Chronic Diseases and the International Scientific Partnership Program (ISPP#0111) at King Saud University, Riyadh, Saudi Arabia.

Author contributions

T.A.P., N.K.A., R.R.B. and O.B. researched data for the article. T.A.P. and N.K.A. wrote the manuscript. All authors made a substantial contribution to discussion of content and review/editing of the manuscript before submission.

Competing interests

N.K.A. declares that he has received grants and personal fees from Merck, and personal fees from Flexion, Regeneron, Pfizer, and Eli Lilly. R.R.B. is supported by the NIH National Center for Complementary and Integrative Health (K23AT009374). O.B. declares that he has received grants from Biophytis, IBSA, MEDA, Servier, SMB and Theramex. C.C. declares that he has received lecture fees and honoraria from Amgen, Danone, Eli Lilly, GSK, Kyowa Kirin, Medtronic, Merck, Nestlé, Novartis, Pfizer, Roche, Servier, Shire, Takeda and UCB, outside the submitted work. I.K.H. declares that she has received honoraria from Abbvie and a research grant from Pfizer, outside the submitted work. M.C.H. declares that he has acted as a consultant, including attending at Advisory Board meetings, for Bone Therapeutics, Bristol Myers Squibb, Eli Lilly, EMD Serono, Gilead, GlaxoSmithKline, IBSA Institut Biochimique SA, Novartis Pharma AG, Noven Pharmaceuticals, Pfizer, Regenosine, Samumed LLC, Theralogix LLC and Vizuri Health Sciences, and that he has received royalties from Elsevier (for his roles as editor of *Rheumatology* and Editor-in-Chief of *Seminars in Arthritis and Rheumatism*) and Wolters Kluwer (UpToDate™) outside the submitted work. T.E.M. declares that he has acted as a consultant for Samumed, Kolon TissueGene, Pfizer, Sanofi, Regeneron, Noven, Remedium-Bio. A.M. declares that he has acted as a consultant for Abbvie, Aché (Aché Laboratórios Farmacêuticos), Artialis SA, Flexion Therapeutics, Galapagos, Genacol, GSK Consumer Healthcare, IAG, Kolon TissueGene, Pfizer, Pfizer Consumer Healthcare, Servier, Sterifarma, Sanofi and Pacira Biosciences, has received research funding from the European Commission (FP7, IMI, Marie Skłodowska-Curie, ES Strukturinés Paramos), Versus Arthritis (formerly Arthritis Research UK) and has initiated research contracts with Merck KGaA and Kolon TissueGene, and has received speaker’s fees from Bioiberica SA, the Korean Society for Osteoarthritis and Cartilage Repair, the American College of Rheumatology, the Spanish Society of Rheumatology, the Heilongjiang Rheumatology Association and the Zhujiang Hospital of Southern Medical University. J.-Y.R. declares that he has received grants and personal fees from IBSA-Genevrier, Mylan, and Radius Health, grants from CNIEL, and personal fees from Dairy Research Council and Pierre Fabre, outside of submitted work. T.A.P. declares no conflicts of interest.

Peer review information

Nature Reviews Rheumatology thanks E. Maheu and the other, anonymous, reviewer(s) for their contribution to the peer review of this work.

Publisher’s note

Springer Nature remains neutral with regard to jurisdictional claims in published maps and institutional affiliations.

© Springer Nature Limited 2020